

ACCESSIBILITY FOR YOUR HOME

Aritco HomeLift Access

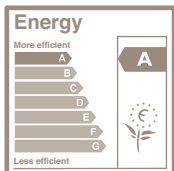
Datasheet 2021

Aritco HomeLift Access is designed to give access to all parts of your house for both you and your family as well as your friends. Practical and smart with sizes for all needs. With an option to personalize it with details such as glass walls, a range of various colours and different materials.

Advantages offered by Aritco HomeLift Access:

- Design, sizes and options created for a home environment
- Minimum interventions in the house
- Option for a "half-height door" on the top floor
- 'A' rated energy consumption according to VDI4707
- 95% recyclable materials
- Patented screw/nut technology (no oil that can leak)
- The lowest maintenance and operating costs on the market
- Equipped with our SmartSafety system with safety features for home environments.

For more information please visit aritco.com




ARITCO™

Aritco Lift AB
Elektronikhöjden 14, Box 516
175 26 Järfälla, Sweden

T: +46 (0) 8 120 401 00
E: info@aritco.com
www.aritco.com

ARITCO HOMELIFT ACCESS

LIFT COLOUR

Can be painted in any RAL colour from the Chart K7 classic chart (except for pearl and fluorescent colours).

DOORS

4 different door types to choose from. Large glass door, double hinged glass door, EI60 fire proof door and half height door.

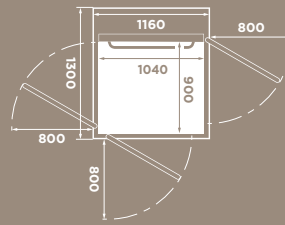
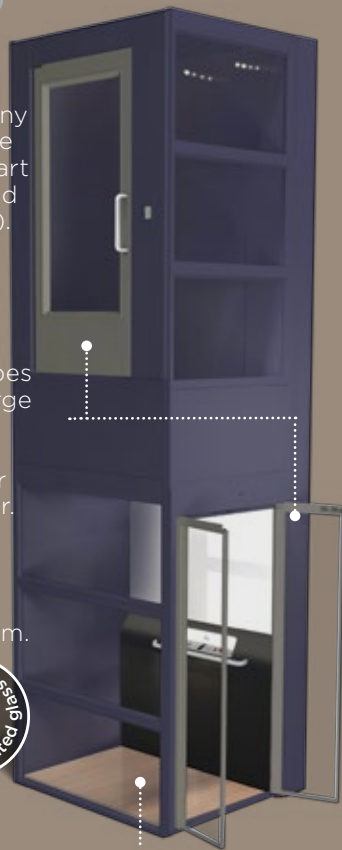
GLASS

2 different glass types to choose from.

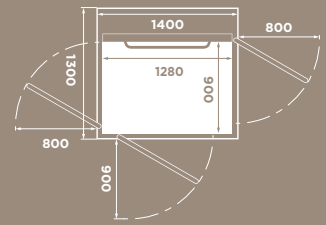


FLOOR

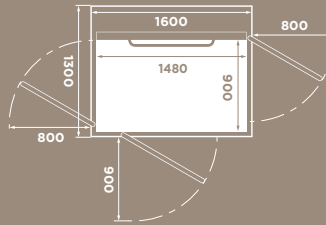
8 different floorings to choose from.



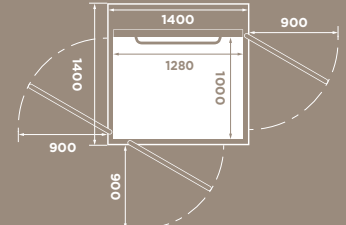
Size: 900 x 1040 mm
Rated load: 250 kg / 2 pers.
Wheelchair: -



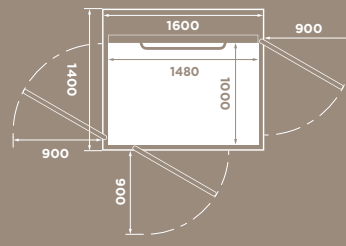
Size: 900 x 1280 mm
Rated load: 410 kg / 5 pers.
Wheelchair: Lone user or type A*



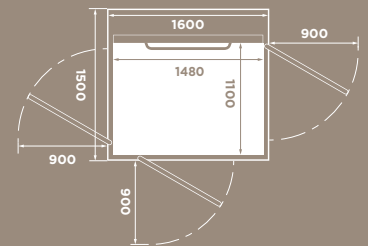
Size: 900 x 1480 mm
Rated load: 410 kg / 5 pers.
Wheelchair: A or B with attendant*



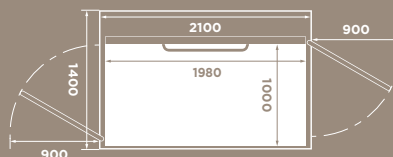
Size: 1000 x 1280 mm
Rated load: 410 kg / 5 pers.
Wheelchair: Lone user or type A*



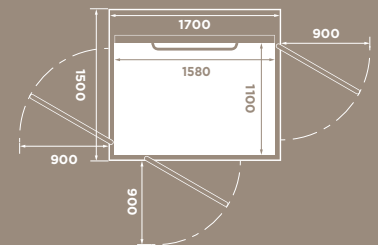
Size: 1000 x 1480 mm
Rated load: 410 kg / 5 pers.
Wheelchair: A or B with attendant*



Size: 1100 x 1480 mm
Rated load: 410 kg / 5 pers.
Wheelchair: A or B with attendant, adjacent entry*









Size: 1000 x 1980 mm
Rated load: 500 kg / 6 pers.
Wheelchair: A or B with attendant*



Size: 1100 x 1580 mm
Rated load: 500 kg / 6 pers.
Wheelchair: A or B with attendant, adjacent entry*

* National guidelines may apply. Wheelchair Type A and B according to EN 12183/EN 12184.

Product summary

<p>TOP HEIGHT</p> <p>Minimum 2240 mm</p>	<p>TYPE OF LIFT</p> <p>Home lift intended for installation in private homes. Only to be used in buildings without public access.</p>	<p></p> <p>RATED SPEED</p> <p>Max 0,15 m/s inside Europe Max 0,25 m/s outside Europe</p>	<p></p> <p>DRIVE SYSTEM</p> <p>Patented screw and nut system 2.2 kW motor</p>	<p>CONTROL FROM CARRIER CONTROL PANEL</p> <p>Hold to run - press and hold For installations outside Europe - One touch operation (press one time)</p>	<p>NUMBER OF FLOORS</p> <p></p> <p>2 to 6 floors</p>
<p></p> <p>INSTALLATION</p> <p>Recessed installation 50 mm below floor</p> <p>Installed directly on the floor with 50 mm ramp</p>	<p>INSTALLATION ENVIRONMENT</p> <p>INDOOR Outdoor version also available</p>	<p>TRAVEL HEIGHT</p> <p>250 - 13 000 millimeter</p>	<p></p> <p>WARRANTY</p> <p>Aritco HomeLift Access comes with a 24 month warranty. The screw and nut assembly has a 10 year warranty.</p>	<p></p> <p>TECHNICAL COMPLIANCE</p> <p>European Machine directive 2006/42/EC European standard EN 81-41</p>	
<p>Power supply: 230 V 1-phase 400 V 3-phase</p> <p><i>Emergency lowering:</i> Battery-powered</p>					